

POP-UP SOCCER GOAL

ASSEMBLY

Care should be taken when unfolding as the spring frame can open suddenly.

- 1) Carefully open the two frame sections. Lay the base section on the ground with Velcro® tabs facing the ground (Fig. 1).
- 2) Place the goal frame on top of the base frame (Fig 3). Attach the main frame to the base with the Velcro® tabs and then peg into the ground--one in each corner.
- 3) The goal is now ready for use.




Fig 1

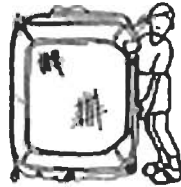


Fig 2

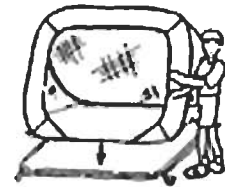


Fig 3

FOLD-UP

- 1) Remove pegs and undo Velcro® tabs. Lift off main frame section.
- 2) Fold together into a flat oblong shape. Hold the main frame at each side with the other end pointing towards the ground (Fig 4) then fold by bringing your hands together (Fig 5) and crossing one hand over the other (Fig 6). The frame will automatically fold into a small round shape (Fig 7).
- 3) Repeat with base and place both parts in storage bag.



Fig 4



Fig 5



Fig 6



Fig 7